

Strain Relief Bars

SPECIFICATIONS

Strain relief bars shall consist of a metal bar that mounts to the rear of a standard EIA 19" rack to support a minimum of 24 cables exiting from the back of a patch panel. Cables shall be secured with integrated adjustable clips or hook and loop strips. Optional quick release brackets shall provide an easy way to remove the strain relief bar without the use of tools.



TECHNICAL INFORMATION

Mounting options:	All strain relief bars mount to standard EA 19" racks, or a standard 23" rack using an optional extender bracket
Packaging:	#12-24 screws included SRBS19BL-XY includes 10 bars per package

KEY FEATURES AND BENEFITS

Optional quick release brackets:	Enables strain relief bars to be removed and re-installed without the use of tools
Optional mounting hardware kit:	For cage nut and threaded rails, kit includes 1" screw and hex nut that provides a location where a standard strain relief bar can be securely mounted behind a patch panel
Deep strain relief bars:	Offer additional cable support and management, ideal for heavier cables; extend 5 in. - 7 in.
Quick removal:	Select bars can be easily removed for easier access to connections
Inward mounting tabs:	Offer clearance for deeper equipment
SRBWCY integrated adjustable clips:	12 clips provide enhanced cable management; organize cables individually for optimum finished appearance; accommodates multiple sizes and shapes of copper, fiber and coaxial cables for a wide variety of applications (cable diameter: 0.17 in. - 0.33 in. (4.3mm - 8.4mm); includes easy-release mounting feature
SRBM19BLY built-in cascade:	Provides a smooth contoured surface for cable routing and provides bend radius control to help maintain network integrity; includes easy-release mounting feature

APPLICATIONS

Strain relief bars are used to support and manage cables in telecommunication rooms. Panduit offers a full line of strain relief bars to fit a variety of applications, offering end users the flexibility, convenience, and ability to support up to 72 copper cables. Strain relief bars can be used with standard 19" rack mountable patch panels and can also be mounted to 23" racks using optional extender brackets.

Each bar occupies 1/3 to 2/3 of a rack space. Multi-depth bars are designed for installations that require additional features to support, organize, and secure heavier cables. Optional quick release brackets mount to a rack or behind a patch panel allowing the strain relief bar to be removed quickly. Choice of mounting hardware recommended for single rail installations, it provides a mounting location for most strain relief bars.

Strain Relief Bars with Cable Management and Easy Release Features

With clips:	SRBWCY
With integrated tie mounts:	SRBM19BLY

Strain Relief Bars

Straight:	SRBS19BL-XY
2" offset:	SRB19BLY
5" offset (inward mounting*):	SRB19D5BL
5" offset (standard mounting):	SRB19ED5BL
7" offset (inward mounting*):	SRB19D7BL
7" offset (standard mounting):	SRB19ED7BL
7" offset multi-depth:	SRB19MDBL

Quick Release Brackets

Set of two:	SRBBRKT
--------------------	---------

Mounting Hardware

Cage nut rail kit:	CNSRBKIT-C
Threaded rail kit:	TRSRBKIT-C

*Bars with inward mounting feature require 19.75 in. clearance between rails or cabinet walls.

Strain relief bars are compatible with all patch panels. See www.panduit.com for the complete selection.

Strain Relief Bars

HARDWARE COMPATIBILITY

Part Number	Adjustable Rail 4-Post Rack (R4P%)								Adjustable Depth 4-Post Rack (AR4P%)							
	SRB19BLY	SRB19D5BL	SRB19D7BL	SRB19MDBL	SRBPBL	SRB19ED5BL	SRB19ED7BL	FQCRCM	SRB19BLY	SRB19D5BL	SRB19D7BL	SRB19MDBL	SRBPBL	SRB19ED5BL	SRB19ED7BL	FQCRCM
CPP#WBLY‡	Y	Y	Y	Y	Y	Y	Y	Y	Y	N	N	Y	Y	Y	Y	Y
CPPL#WBLY‡	Y	Y	Y	Y	Y	Y	Y	Y	Y	N	N	Y	Y	Y	Y	Y
CPPLA#WBLY‡	Y	Y	Y	Y	Y	Y	Y	Y	Y	N	N	Y	Y	Y	Y	Y
CPP#FMW**Y	Y	Y	Y	Y	Y	Y	Y	Y	Y	N	N	Y	Y	Y	Y	Y
CPA#FMW**Y	Y	Y	Y	Y	Y	Y	Y	Y	Y	N	N	Y	Y	Y	Y	Y
CPPL#M6BLY	Y	Y	Y	Y	Y	Y	Y	Y	Y	N	N	Y	Y	Y	Y	Y
CPP48HD**	Y	Y	Y	Y	Y	Y	Y	Y	Y	N	N	Y	Y	Y	Y	Y
CP#**	Y	Y	Y	Y	Y	Y	Y	Y	Y	N	N	Y	Y	Y	Y	Y
CPA#**	Y	Y	Y	Y	Y	Y	Y	Y	Y	N	N	Y	Y	Y	Y	Y
CP48HD**	Y	Y	Y	Y	Y	Y	Y	Y	Y	N	N	Y	Y	Y	Y	Y
CPA48HD**	Y	Y	Y	Y	Y	Y	Y	Y	Y	N	N	Y	Y	Y	Y	Y
NKFP#	Y	Y	Y	Y	Y	Y	Y	Y	Y	N	N	Y	Y	Y	Y	Y
NKFPA#	Y	Y	Y	Y	Y	Y	Y	Y	Y	N	N	Y	Y	Y	Y	Y
NKPP#**	Y	Y	Y	Y	Y	Y	Y	Y	Y	N	N	Y	Y	Y	Y	Y
NKPPA#**	Y	Y	Y	Y	Y	Y	Y	Y	Y	N	N	Y	Y	Y	Y	Y
DP#^88TG**	Y	Y	Y	N	Y	Y	Y	Y	Y	N	N	N	Y	Y	Y	Y
DPA#^88TG**	Y	Y	Y	Y	Y	Y	Y	Y	Y	N	N	Y	Y	Y	Y	Y
NK^PPG#Y	Y	Y	Y	N	Y	Y	Y	Y	Y	N	N	N	Y	Y	Y	Y
NKA^PPG#Y	Y	Y	Y	Y	Y	Y	Y	Y	Y	N	N	Y	Y	Y	Y	Y
QPP24**	N	Y	Y	N	N	N	N	Y	N	N	N	N	N	N	N	Y
QAPP24**	Y	Y	Y	Y	Y	Y	Y	Y	Y	N	N	Y	Y	Y	Y	Y
QSP24**	N	Y	Y	N	N	N	N	Y	N	N	N	N	N	N	N	Y
QASP24**	Y	Y	Y	Y	Y	Y	Y	Y	Y	N	N	Y	Y	Y	Y	Y
QPP48HD**	N	Y	Y	N	N	N	N	Y	N	N	N	N	N	N	N	Y
QAPP48HD**	Y	Y	Y	Y	Y	Y	Y	Y	Y	N	N	Y	Y	Y	Y	Y
QSP48HD**	N	Y	Y	N	N	N	N	Y	N	N	N	N	N	N	N	Y
QASP48HD**	Y	Y	Y	Y	Y	Y	Y	Y	Y	N	N	Y	Y	Y	Y	Y

#Number of ports

^Category

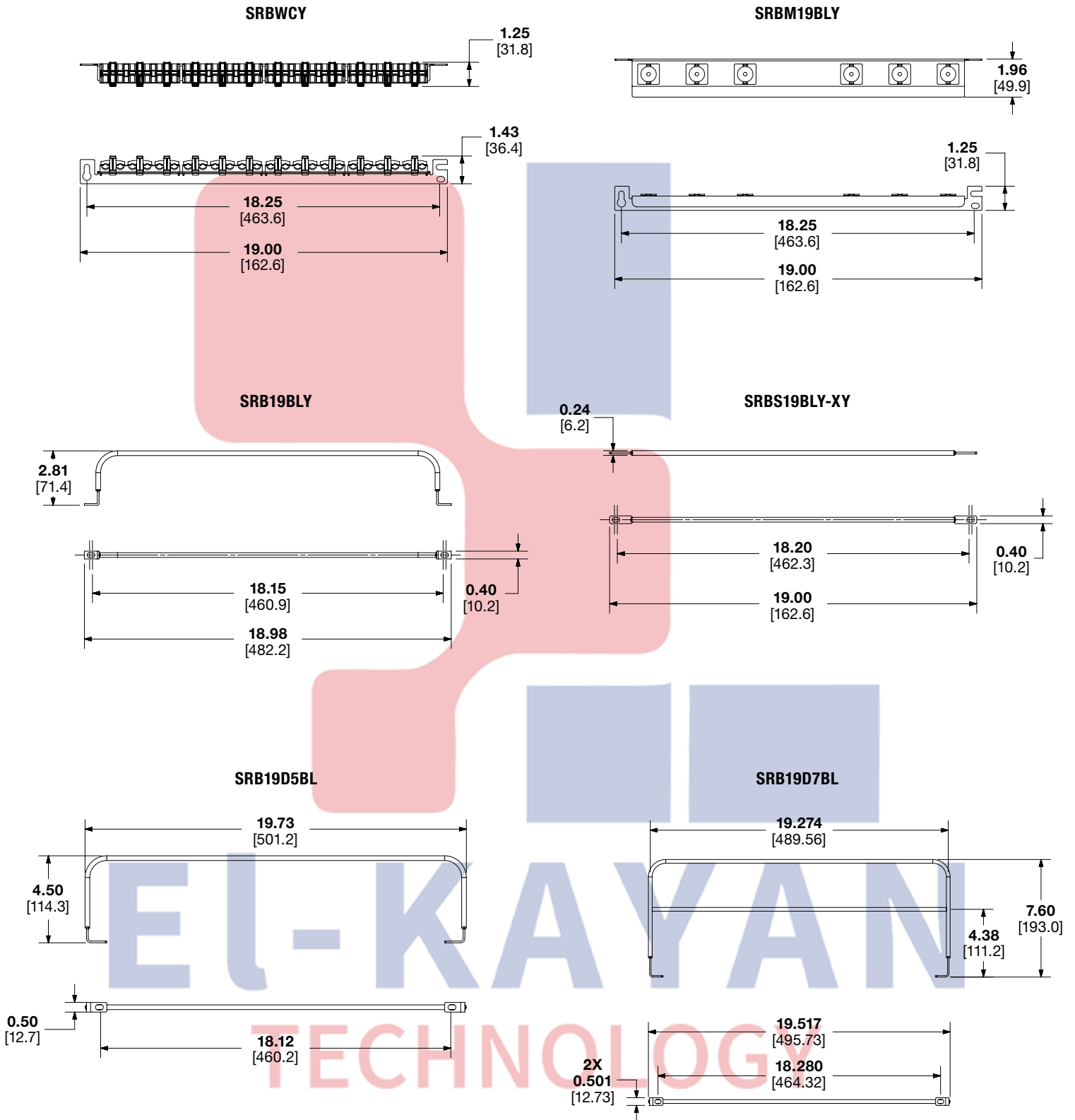
**Color

‡Patch panel kits included

Note: Compatibility is for standard 19" flat and angled patch panels.

EL-KAYAN
TECHNOLOGY

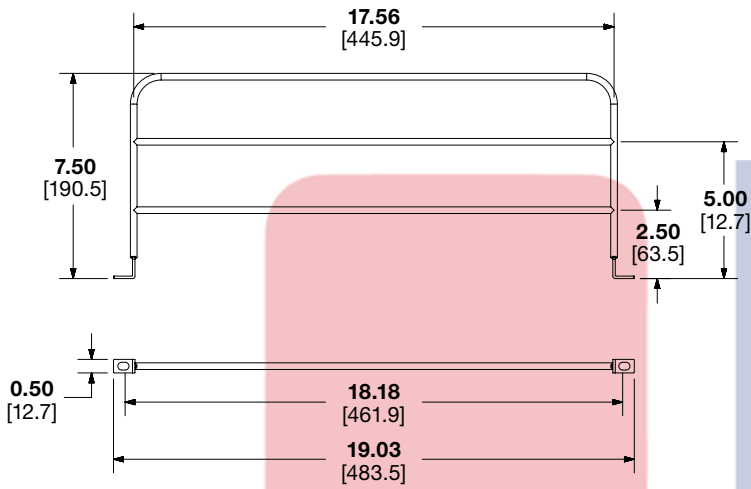
Strain Relief Bars



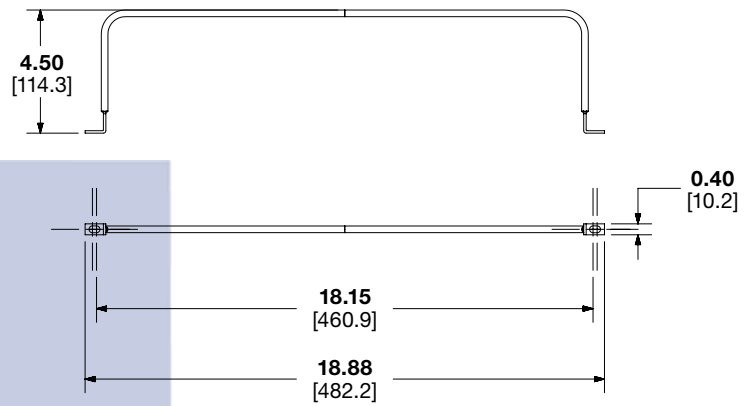
Dimensions are in inches. [Dimensions in brackets are metric].

Strain Relief Bars

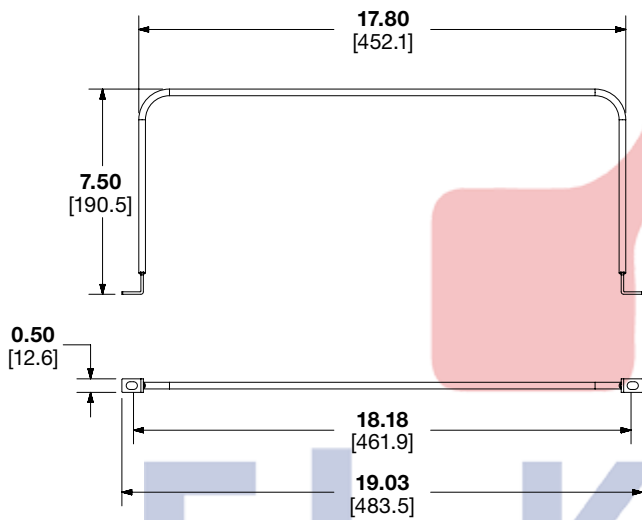
SRB19MDBL



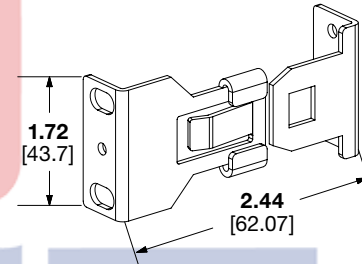
SRB19ED5BL



SRB19ED7BL



SRBBRKT



EL-KAYAN
TECHNOLOGY
 Dimensions are in inches. [Dimensions in brackets are metric].

WORLDWIDE SUBSIDIARIES AND SALES OFFICES

PANDUIT US/CANADA
 Phone: 800.777.3300

PANDUIT EUROPE LTD.
 London, UK
 Phone: 44.20.8601.7200

PANDUIT SINGAPORE PTE. LTD.
 Republic of Singapore
 Phone: 65.6305.7575

PANDUIT JAPAN
 Tokyo, Japan
 Phone: 81.3.6863.6000

PANDUIT LATIN AMERICA
 Guadalajara, Mexico
 Phone: 52.33.3777.6000

PANDUIT AUSTRALIA PTY. LTD.
 Victoria, Australia
 Phone: 61.3.9794.9020

For a copy of Panduit product warranties, log on to www.panduit.com/warranty



For more information
Visit us at www.panduit.com
 Contact Customer Service by email: cs@panduit.com
 or by phone: 800.777.3300

© 2023 Panduit Corp.
 ALL RIGHTS RESERVED.
 RKSP216-WW-ENG
 11/2023