


LC Fiber Optic Adapters

specifications

LC fiber optic adapters with integrated panel retention clips are TIA/EIA-604 FOCIS-10 compatible. Each LC simplex adapter shall connect one LC connector pair in one module space. Each LC duplex adapter shall connect two LC connector pairs in one module space.



technical information

Standards requirements:	TIA/EIA-604 FOCIS-10 compatible; exceeds TIA/EIA-568-B.3 requirements
Split sleeve material:	Zirconia ceramic (required for singlemode applications)
Insertion loss:	.1dB average (multimode and singlemode); supports the performance of FOCIS-10 compliant connectors/patch cords
Return loss:	Supports singlemode (>40dB for SPC and >55dB for UPC) and multimode (>20dB) connector polish performance

key features and benefits

Integrated panel retention clips	No metal clips to become bent, damaged or lost; simplex adapter clips automatically adjust for FOCIS-10 compliant panel thickness variations for improved mounting
Superior weld strength	Provides a more durable product under stress for improved reliability and increased life
Short flange design	Improved modularity and higher density usage
Adapters available in Mini-Com[®] Modules	System flexibility; modules are interchangeable within Mini-Com Outlets, Boxes, and Patch Panels
Modules available in multiple colors	Allows color-coding for network segregation. Available in Keyed to Keyed, Keyed to Non-keyed and Standard (non-keyed to non-keyed). See page 2 for matrix and selection information.

applications

LC Fiber Optic Adapters can be used with Mini-Com Modules, Patch Panels, and Surface Mount boxes for a complete fiber solution. LC adapters provide a rugged solution for LAN, SAN, public networks, and fiber-to-the desk applications. The high density 1.25mm ferrules double the port density compared to SC adapters. The HDCRT Connector Removal Tool can be used to simplify removal of connectors in high-density applications. Panduit also offers a full line of enclosures, cassettes, and panels that are pre-assembled with LC adapters.

Typically used for patch panel and outlet applications, including behind the wall applications. Options for keyed to keyed, keyed to non-keyed and standard non-keyed to non-keyed adapters are available. Keyed adapters are part of a keyed cabling systems that provides an additional layer of physical security, mating only with matching Panduit-keyed components.

Keyed to Keyed adapters are keyed on both the user side (facing outwards) and the service side (facing inwards).

Keyed to Non-keyed adapters are keyed on the user side (facing outwards) and non-keyed on the service side (facing inwards).

LC Fiber Optic Adapters

Duplex MM:	FADSLCZEI-L FADSLCZAQ-L
Duplex SM:	FADSLCZBU-L FADSLCZAG-L

L = Bag of 50 adapters; 100 per carton

Mini-Com[®] LC Adapter Modules (Keyed to Keyed, Keyed to Non-keyed and Standard)

**** See Selection Information section on Page 2 for complete selection matrix**

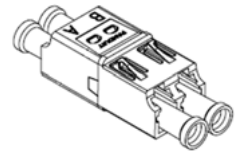
LC Fiber Optic Adapters

** s e l e c t i o n i n f o r m a t i o n

Keyed Color	Keyed Code	Keyed to Keyed		Keyed to Non-keyed	
		BL Module	IW Module	BL Module	IW Module
BL	A (Black)	CMDABLLCZBL	CMDABLLCZIW	CMDABLBLDLCZBL	CMDABLBLDLCZIW
RD	B (Red)	CMDBRDL CZBL	CMDBRDL CZIW	CMDBRDRDDL CZBL	CMDBRDRDDL CZIW
GR	C (Green)	CMDCGRL CZBL	CMDCGRL CZIW	CMDCGRGRDL CZBL	CMDCGRGRDL CZIW
YL	D (Yellow)	CMDDYLL CZBL	CMDDYLL CZIW	CMDDYLYLDL CZBL	CMDDYLYLDL CZIW
OR	E (Orange)	CMDEORL CZBL	CMDEORL CZIW	CMDEORORDL CZBL	CMDEORORDL CZIW
DB	F (Dark Blue)	CMDFDBL CZBL	CMDFDBL CZIW	CMDFDBDBDL CZBL	CMDFDBDBDL CZIW
VL	G (Violet)	CMDGVLL CZBL	CMDGVLL CZIW	CMDGVLVLDL CZBL	CMDGVLVLDL CZIW
AQ	H (Aqua)	CMDHAQL CZBL	CMDHAQL CZIW	CMDHAQAQDL CZBL	CMDHAQAQDL CZIW
RO	J (Rose/Pink)	CMDJROL CZBL	CMDJROL CZIW	CMDJRORODL CZBL	CMDJRORODL CZIW
IG	K (Int'l Gray/Slate)	CMDKIGL CZBL	CMDKIGL CZIW	CMDKIGIGDL CZBL	CMDKIGIGDL CZIW
LB	L (Light Brown)	CMDLLBL CZBL	CMDLLBL CZIW	CMDLLBLBDL CZBL	CMDLLBLBDL CZIW
WT	P (Keyed White)	CMDPWTLCZBL	CMDPWTLCZIW	CMDPWTWTDL CZBL	CMDPWTWTDL CZIW

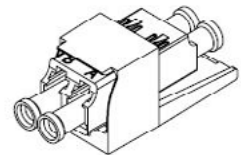
Non-keyed Adapter Color		Standard (Non-keyed to Non-keyed)			
		BL Module	IW Module	EI Module	BU Module
AQ	Aqua (OM3/OM4/OM4+)	CMDSAQL CZBL	CMDSAQL CZIW	CMDSAQL CZEI	-
-	Blue (BU - OS1/OS2)	CMDSLCZBL	CMDSLCZIW	CMDSLCZEI	CMDSLCZBU
EI	Electric Ivory (OM1)	-	-	CMDSEIL CZEI	-
BL	Black	CMDSBLL CZBL	CMDSBLL CZIW	-	-
RD	Red	CMDSRDL CZBL	CMDSRDL CZIW	CMDSRDL CZEI	-
GR	Green	CMDSGRL CZBL	CMDSGRL CZIW	CMDSGRL CZEI	-
YL	(Yellow)	CMDSYLL CZBL	CMDSYLL CZIW	CMDSYLL CZEI	-
OR	Orange	CMDSORL CZBL	CMDSORL CZIW	-	-
DB	Dark Blue	CMDSDBL CZBL	CMDSDBL CZIW	-	-
VL	Violet	CMDSVLL CZBL	CMDSVLL CZIW	-	-
RO	Rose/Pink	CMDSROL CZBL	CMDSROL CZIW	-	-
IG	Int'l Gray/Slate	CMDSIGL CZBL	CMDSIGL CZIW	-	-
LB	Light Brown	CMDSLBL CZBL	CMDSLBL CZIW	-	-
WT	White	CMDSWTL CZBL	CMDSWTL CZIW	-	-

Module colors include BL (Black), IW (International White), EI (Electric Ivory) and BU (Blue)

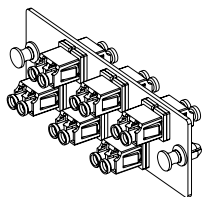


LC Duplex Adapter

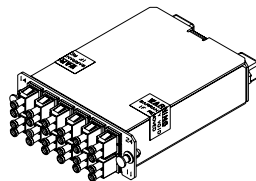
Mini-Com®
LC Adapter Module



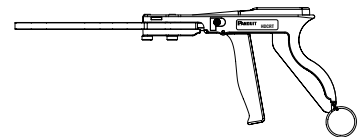
Opticom® LC Duplex
Fiber Adapter Panel



Opticom® QuickNet™
Cassettes



HDCRT Connector
Removal Tool



Dimensions are in inches. [Dimensions in brackets are metric].

WORLDWIDE SUBSIDIARIES AND SALES OFFICES

PANDUIT US/CANADA
Phone: 800.777.3300

PANDUIT EUROPE LTD.
London, UK
Phone: 44.20.8601.7200

PANDUIT SINGAPORE PTE. LTD.
Republic of Singapore
Phone: 65.6305.7575

PANDUIT JAPAN
Tokyo, Japan
Phone: 81.3.6863.6000

PANDUIT LATIN AMERICA
Guadalajara, Mexico
Phone: 52.33.3777.6000

PANDUIT AUSTRALIA PTY. LTD.
Victoria, Australia
Phone: 61.3.9794.9020

For a copy of Panduit product warranties, log on to www.panduit.com/warranty

For more information

Visit us at www.panduit.com
Contact Customer Service by email: cs@panduit.com
or by phone: 800.777.3300



© 2023 Panduit Corp.
ALL RIGHTS RESERVED.
FBSP131--WW-ENG
8/2023