


Mini-Com® All Metal Shielded Modular Patch Panels

SPECIFICATIONS

All metal modular patch panels shall be made of stainless steel and mount to standard racks and cabinets. All metal patch panels shall accept all Mini-Com Shielded Jack Modules for shielded installations. Patch panel write-on areas and optional adhesive labels shall identify each port and panel. Angled all metal modular patch panels shall be available in standard density 24- and 48-ports. Flat all metal modular patch panels shall be available in standard density 24- and 48-port. Flat design in 24 and 48-ports shall also be available with built-in strain relief bar with unique features to support individual cables.



TECHNICAL INFORMATION

Mounting option:	Mounts to standard EIA 19" rack, or 23" rack when used with extender brackets (PEB1 or PEB2) or cabinet
Packaging:	Includes mounting screws (#12-24) and CPT tool for easy removal of Mini-Com Modules
Material:	Stainless steel

KEY FEATURES AND BENEFITS

Modular:	Mini-Com Shielded Jack Modules snap in and out of all Mini-Com All Metal Shielded Modular Patch Panels for easy moves, adds, and changes
Identification:	Dedicated areas allow for port and panel identification with optional adhesive labels
Built-in strain relief bar:	Secures individual cables and provides proper cable support (CP24WSBLY and CP48WSBLY)
Patented angled design:	Allows cable to flow to each side of the rack and minimizes the need for horizontal cable managers; increase risk and closet density
Strain relief bars (optional)	Different styles available to help manage and route rear cables
Angled filler panels (optional)	Reserves space for future use and promotes proper airflow and cooling

APPLICATIONS

Mini-Com All Metal Shielded Modular Patch Panels and Mini-Com Shielded Jack Modules are ideal for use in shielded cabling installations. Angled patch panels minimize the use of horizontal cable managers by allowing the cables to flow directly into vertical cable managers, thus increasing rack density. Selected flat patch panels include a built-in strain relief bar that offers integrated cable tie slots and a 1.46" surface to manage and support individual cables. Mini-Com Shielded Jack Modules bond to the panel when snapped into a Mini-Com All Metal Shielded Modular Patch Panel. When installing the patch panel on the rack, the use of patentpending thread-forming bonding screws bond the shielded panel to the rack. The combination of all-metal patch panels, shielded jack modules and accessories provide a properly grounded system.

Angled Shielded Patch Panels

24-port, 1 RU:	CPA24*
4 8-port, 2 RU:	CPA48**

Flat Shielded Patch Panels

24-port, 1 RU:	CP24*
48-port, 2 RU:	CP48*

Flat Shielded Patch Panels with Strain Relief Bar

24-port, 1 RU:	CP24WSBLY
48-port, 2 RU:	CP48WSBLY

Mini-Com Shielded Jack Modules

Category 6A:	CJS6X88TGY
Category 6:	CJS688TGY
Category 5e:	CJS5E88TGY

Patch Panel Accessories

1 RU angled:	CPAF1*
2 RU angled:	CPAF2*
1 RU flat:	DPFP1^
2 RU flat:	DPFP2^
Transitional covers:	CPATC*

Strain Relief Bars and Accessories

Strain relief bar with clips:	SRBWCY
Strain relief bar (straight):	SRBS19BL-XY
Strain relief bar (U-shaped):	SRB19BLY
High-density strain relief bar manager:	SRBM19BLY
Strain relief bar brackets:	SRBBRKT

Thread Forming Bonding Screws

#12-24 English:	RGTBSG-C
M6 Metric:	RGTBSM6G-C

*Colors: BLY (Black) or WH (White)

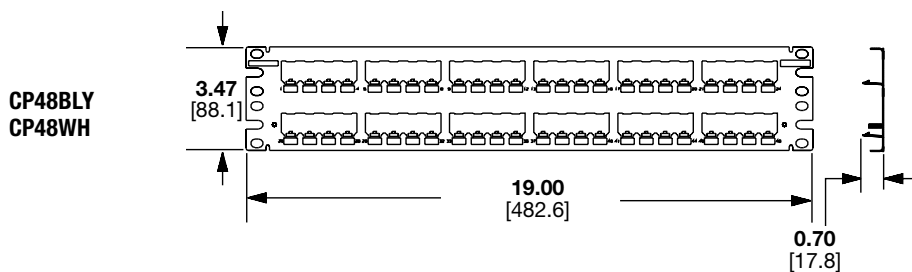
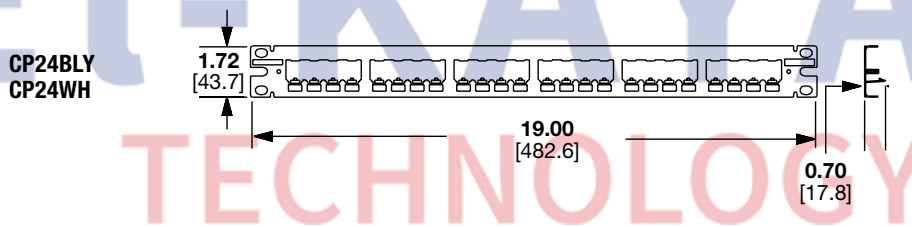
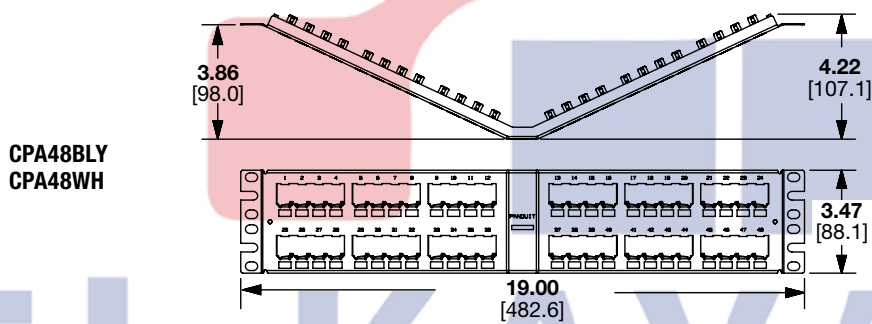
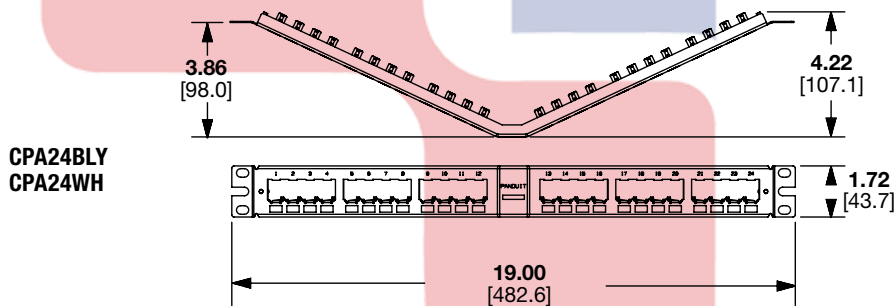
^Colors other than Black: WH (White)

Mini-Com® High Density Modular Patch Panels

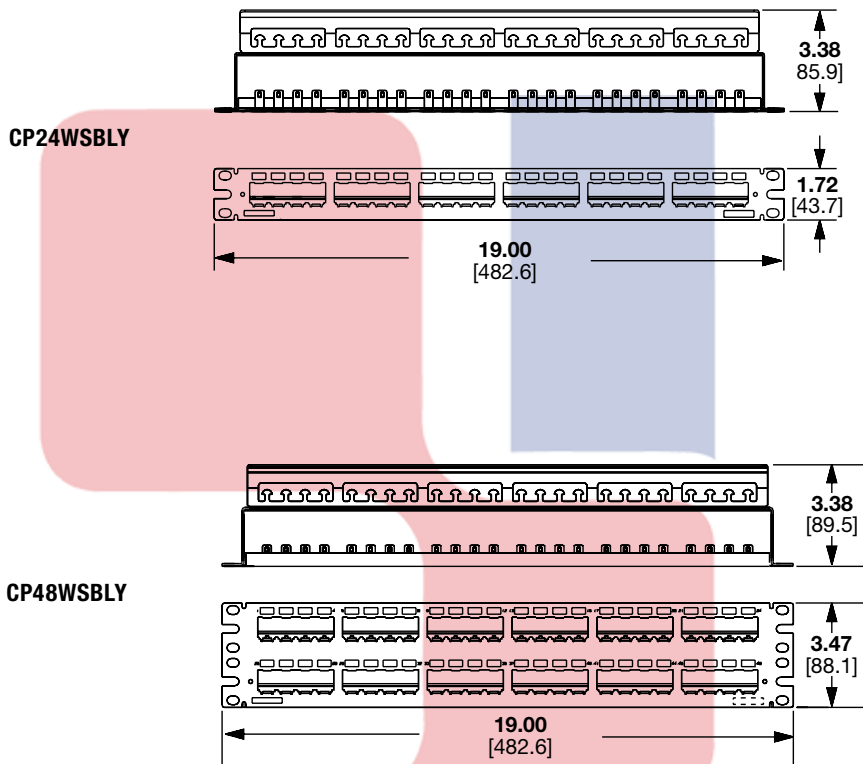
LABEL CHART

Part numbers with labeling options:	Label Type	Laser/Ink	Laser/InkJet
CP24BLY	Adhesive	C252X030YPT	C252X030FJJ
CPA24BLY			
CP48BLY			
CPA48BLY			
CP24WH			
CPA24WH			
CP48WH			
CPA24WH			
CP24WSBLY			
CP48WSBLY			

ENGINEERING DRAWING



Mini-Com® High Density Modular Patch Panels



EL-KAYAN TECHNOLOGY

Dimensions are in inches. [Dimensions in brackets are metric].

WORLDWIDE SUBSIDIARIES AND SALES OFFICES

PANDUIT US/CANADA
Phone: 800.777.3300

PANDUIT EUROPE LTD.
London, UK
Phone: 44.20.8601.7200

PANDUIT SINGAPORE PTE. LTD.
Republic of Singapore
Phone: 65.6305.7575

PANDUIT JAPAN
Tokyo, Japan
Phone: 81.3.6863.6000

PANDUIT LATIN AMERICA
Guadalajara, Mexico
Phone: 52.33.3777.6000

PANDUIT AUSTRALIA PTY. LTD.
Victoria, Australia
Phone: 61.3.9794.9020

For a copy of Panduit product warranties, log on to www.panduit.com/warranty

PANDUIT®

For more information
Visit us at www.panduit.com
 Contact Customer Service by email: cs@panduit.com
 or by phone: 800.777.3300

© 2024 Panduit Corp.
 ALL RIGHTS RESERVED.
 COSP494-WW-ENG
 4/2024