


LC Fiber Optic Adapters

specifications

LC fiber optic adapters with integrated panel retention clips are TIA/EIA-604 FOCIS-10 compatible. Each LC simplex adapter shall connect one LC connector pair in one module space. Each LC duplex adapter shall connect two LC connector pairs in one module space.



technical information

Standards requirements:	TIA/EIA-604 FOCIS-10 compatible; exceeds TIA/EIA-568-B.3 requirements
Split sleeve material:	Zirconia ceramic (required for singlemode applications)
Insertion loss:	.1dB average (multimode and singlemode); supports the performance of FOCIS-10 compliant connectors/patch cords
Return loss:	Supports singlemode (>40dB for SPC and >55dB for UPC) and multimode (>20dB) connector polish performance

key features and benefits

Integrated panel retention clips	No metal clips to become bent, damaged or lost; simplex adapter clips automatically adjust for FOCIS-10 compliant panel thickness variations for improved mounting
Superior weld strength	Provides a more durable product under stress for improved reliability and increased life
Short flange design	Improved modularity and higher density usage
Adapters available in Mini-Com[®] Modules	System flexibility; modules are interchangeable within Mini-Com Outlets, Boxes, and Patch Panels
Modules available in multiple colors	Allows color-coding for network segregation. Available in Keyed to Keyed, Keyed to Non-keyed and Standard (non-keyed to non-keyed). See page 2 for matrix and selection information.

applications

LC Fiber Optic Adapters can be used with Mini-Com Modules, Patch Panels, and Surface Mount boxes for a complete fiber solution. LC adapters provide a rugged solution for LAN, SAN, public networks, and fiber-to-the desk applications. The high density 1.25mm ferrules double the port density compared to SC adapters. The HDCRT Connector Removal Tool can be used to simplify removal of connectors in high-density applications. Panduit also offers a full line of enclosures, cassettes, and panels that are pre-assembled with LC adapters.

Typically used for patch panel and outlet applications, including behind the wall applications. Options for keyed to keyed, keyed to non-keyed and standard non-keyed to non-keyed adapters are available. Keyed adapters are part of a keyed cabling systems that provides an additional layer of physical security, mating only with matching Panduit-keyed components.

Keyed to Keyed adapters are keyed on both the user side (facing outwards) and the service side (facing inwards).

Keyed to Non-keyed adapters are keyed on the user side (facing outwards) and non-keyed on the service side (facing inwards).

LC Fiber Optic Adapters

Duplex MM:	FADSLCZEI-L FADSLCZAQ-L
Duplex SM:	FADSLCZBU-L FADSLCZAG-L

L = Bag of 50 adapters; 100 per carton

Mini-Com[®] LC Adapter Modules (Keyed to Keyed, Keyed to Non-keyed and Standard)

**** See Selection Information section on Page 2 for complete selection matrix**

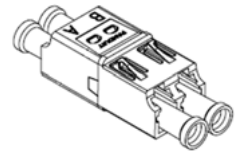
LC Fiber Optic Adapters

** s e l e c t i o n i n f o r m a t i o n

Keyed Color	Keyed Code	Keyed to Keyed		Keyed to Non-keyed	
		BL Module	IW Module	BL Module	IW Module
BL	A (Black)	CMDABLLCZBL	CMDABLLCZIW	CMDABLBLDLCZBL	CMDABLBLDLCZIW
RD	B (Red)	CMDBRDLCZBL	CMDBRDLCZIW	CMDBRDRDDLCZBL	CMDBRDRDDLCZIW
GR	C (Green)	CMDCGRLCZBL	CMDCGRLCZIW	CMDCGRGRDLCZBL	CMDCGRGRDLCZIW
YL	D (Yellow)	CMDDYLLCZBL	CMDDYLLCZIW	CMDDYLYLDLCZBL	CMDDYLYLDLCZIW
OR	E (Orange)	CMDEORLCZBL	CMDEORLCZIW	CMDEORORDLCZBL	CMDEORORDLCZIW
DB	F (Dark Blue)	CMDFDBLCZBL	CMDFDBLCZIW	CMDFDBDBDLCZBL	CMDFDBDBDLCZIW
VL	G (Violet)	CMDGVLLCZBL	CMDGVLLCZIW	CMDGVLVLDLCZBL	CMDGVLVLDLCZIW
AQ	H (Aqua)	CMDHAQLCZBL	CMDHAQLCZIW	CMDHAQAQDLCZBL	CMDHAQAQDLCZIW
RO	J (Rose/Pink)	CMDJROLCZBL	CMDJROLCZIW	CMDJRORODLCZBL	CMDJRORODLCZIW
IG	K (Int'l Gray/Slate)	CMDKIGLCZBL	CMDKIGLCZIW	CMDKIGIGDLCZBL	CMDKIGIGDLCZIW
LB	L (Light Brown)	CMDLLBLCZBL	CMDLLBLCZIW	CMDLLBLBDLCZBL	CMDLLBLBDLCZIW
WT	P (Keyed White)	CMDPWTLCZBL	CMDPWTLCZIW	CMDPWTWTDLCZBL	CMDPWTWTDLCZIW

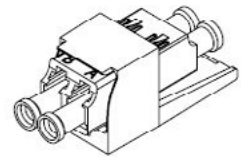
Non-keyed Adapter Color		Standard (Non-keyed to Non-keyed)			
		BL Module	IW Module	EI Module	BU Module
AQ	Aqua (OM3/OM4/OM4+)	CMDSAQLCZBL	CMDSAQLCZIW	CMDSAQLCZEI	-
-	Blue (BU - OS1/OS2)	CMDSLCZBL	CMDSLCZIW	CMDSLCZEI	CMDSLCZBU
EI	Electric Ivory (OM1)	-	-	CMDSEILCZEI	-
BL	Black	CMDSBLLCZBL	CMDSBLLCZIW	-	-
RD	Red	CMDSRDLCZBL	CMDSRDLCZIW	CMDSRDLCZEI	-
GR	Green	CMDSGRLCZBL	CMDSGRLCZIW	CMDSGRLCZEI	-
YL	(Yellow)	CMDSYLLCZBL	CMDSYLLCZIW	CMDSYLLCZEI	-
OR	Orange	CMDSORLCZBL	CMDSORLCZIW	-	-
DB	Dark Blue	CMDSDBLCZBL	CMDSDBLCZIW	-	-
VL	Violet	CMDSVLLCZBL	CMDSVLLCZIW	-	-
RO	Rose/Pink	CMDSROLCZBL	CMDSROLCZIW	-	-
IG	Int'l Gray/Slate	CMDSIGLCZBL	CMDSIGLCZIW	-	-
LB	Light Brown	CMDSLBLCZBL	CMDSLBLCZIW	-	-
WT	White	CMDSWTLCZBL	CMDSWTLCZIW	-	-

Module colors include BL (Black), IW (International White), EI (Electric Ivory) and BU (Blue)

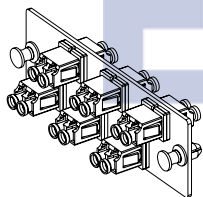


LC Duplex Adapter

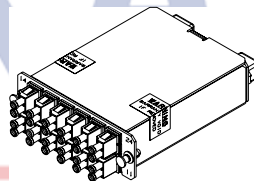
Mini-Com®
LC Adapter Module



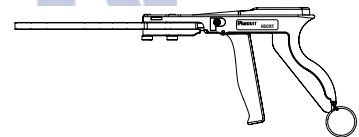
Opticom® LC Duplex
Fiber Adapter Panel



Opticom® QuickNet™
Cassettes



HDCRT Connector
Removal Tool



Dimensions are in inches. [Dimensions in brackets are metric].

WORLDWIDE SUBSIDIARIES AND SALES OFFICES

PANDUIT US/CANADA
Phone: 800.777.3300

PANDUIT EUROPE LTD.
London, UK
Phone: 44.20.8601.7200

PANDUIT SINGAPORE PTE. LTD.
Republic of Singapore
Phone: 65.6305.7575

PANDUIT JAPAN
Tokyo, Japan
Phone: 81.3.6863.6000

PANDUIT LATIN AMERICA
Guadalajara, Mexico
Phone: 52.33.3777.6000

PANDUIT AUSTRALIA PTY. LTD.
Victoria, Australia
Phone: 61.3.9794.9020

For a copy of Panduit product warranties, log on to www.panduit.com/warranty

For more information

Visit us at www.panduit.com
Contact Customer Service by email: cs@panduit.com
or by phone: 800.777.3300

© 2023 Panduit Corp.
ALL RIGHTS RESERVED.
FBSP131--WW-ENG
8/2023